



केन्द्रीय होम्योपैथी अनुसंधान परिषद्

(स्वायत्त निकाय, आयुष मंत्रालय, भारत सरकार)

CENTRAL COUNCIL FOR RESEARCH IN HOMOEOPATHY

(An Autonomous Body of Ministry of AYUSH, Govt. of India)



डॉ. सुभाष कौशिक
महानिदेशक
Dr. Subhash Kaushik
Director General

F. No. 30-8/2020-21/CCRH/Tech/Covid-19/111-160
Date: - 15.12.2022

Dear

Principal,

Hope this letter finds you in good health and spirit.

CCRH extends its appreciation to your college authorities and the associated team of doctors & other staff for their contribution in distribution of homoeopathic preventive *Arsenicum album 30* to the public during the first wave of COVID-19 and gathering their response data. When the world was witnessing the unprecedented COVID-19 pandemic and the medical fraternity was gearing up for extensive research to combat the virus, your support and enthusiasm contributed to a large data collection study known to the field till date. Your team was able to reach out to the affected people despite lurking risk and fears linked to the coronavirus.

We take pleasure to inform you that our collaborative efforts have finally taken shape and after rigorous efforts and exhaustive procedures, the manuscript has been published in the journal *Alternative Therapies in Health & Medicine*.

We hereby share with you the published article, now available as open access in PubMed. You may share the article on various scientific and public platforms. Dissemination of this information among your college staff/students, medical professionals, etc. would be an encouragement for every doctor and potential researchers.

We look forward to more such collaborative work with your team in the future as well to tackle various public health issues in the most effective manner for the exponential growth of Homoeopathy.

Regards,

(Dr. Subhash Kaushik)

जवाहर लाल नेहरू भारतीय चिकित्सा एवं होम्योपैथी अनुसन्धान भवन

Jawahar Lal Nehru Bhartiya Chikitsa Avum Homoeopathy Anusandhan Bhawan

61-65, संस्थागत क्षेत्र, डी-ब्लॉक के सामने, जनकपुरी, नई दिल्ली-110058

61-65, Institutional Area, Opp. D-Block, Janak Puri, New Delhi - 110058

दूरभाष/Tel : 011-28525523, फ़ैक्स/Fax : 011-28521060

ई-मेल/E-mail : ccrhindia@gmail.com, वेबसाइट/Website : www.ccrhindia.nic.in

ORIGINAL RESEARCH

Homoeopathic Medicine *Arsenicum album* 30 C for Covid-19 in 2020: A Retrospective Analysis from Mass-level Data

Anupriya Chaudhary, MD(Homoeopathy); Debadatta Nayak, MD(Homoeopathy);
Swati Pandey, MD(Homoeopathy); Resmy R, MSc; Anil Khurana, MD(Homoeopathy);
Covid-19 Study group

ABSTRACT

Background and Objective • Homoeopathy has played a notable role in managing epidemics in the past. The Ministry of Ayush, Government of India, declared *Arsenicum album* 30 C as a prophylactic for Covid-19, which was followed by the distribution of the medicine across India. The Central Council for Research in Homoeopathy (CCRH) collected post-prophylactic consumption data of individuals from various colleges over months, which created a data pool. Considering the importance of these mass-level data and their possible impact on public healthcare decisions, the information gathered from this heterogeneous population cohort was subjected to a retrospective data analysis to observe the incidence of Covid-19 in the community.

Methods • Data from 50 colleges from February–August 2020 showed that 10.6 million people in 13 states of India received prophylactic medicine during the study period.

The data was collected from individuals three weeks following prophylactic consumption for a retrospective analysis. The incidence of Covid-19 was assessed.

Results • The data of 584 980 individuals who met the study criteria were included in the analysis. The incidence of Covid-19 in the population cohort was 13.58 per 10 000-person weeks (95% CI, 13.04 to 14.14), which remained near-constant over time despite the increasing disease burden in the country (12.87 to 14.52 per 10 000-person weeks). Consumption of the prophylactic significantly reduced the risk of contracting Covid-19 in high-risk groups as compared to their counterparts.

Conclusion • The study concludes that *Arsenicum album* 30 C has a potential prophylactic effect against Covid-19. Further controlled studies are recommended to establish a causal relation. (*Altern Ther Health Med*. [E-pub ahead of print.]

Anupriya Chaudhary, MD(Homoeopathy), Research Officer (Homoeopathy)/Scientist-2, Central Council for Research in Homoeopathy Headquarters, New Delhi; Ministry of Ayush, Government of India. **Debadatta Nayak**, MD(Homoeopathy), PhD, Research Officer (Homoeopathy)/Scientist-3, Central Council for Research in Homoeopathy Headquarters, New Delhi, India, Ministry of Ayush, Government of India. **Swati Pandey**, MD (Homoeopathy), Research Associate(Homoeopathy), Central Council for Research in Homoeopathy Headquarters, New Delhi, India, Ministry of Ayush, Government of India. **Resmy R**, MSc, Statistical Assistant, National Homoeopathy Research Institute in Mental Health, Kottayam, Kerala, India. **Anil Khurana**, MD (Homoeopathy), Chairperson, National Commission for Homoeopathy, Govt. of India and Former Director General, Central Council for Research in Homoeopathy, New Delhi, India, Ministry of Ayush, Government of India. **Covid-19 Study group** members can be found in Table S1 at the end of the study.

Corresponding author: Anupriya Chaudhary, MD(Homoeopathy)
E-mail: anupriyacrrh@gmail.com

INTRODUCTION

The World Health Organization (WHO) declared Covid-19 a 'pandemic' after 114 countries reported more than 118 000 cases, and the unfamiliar virus had claimed 4291 lives by March 11, 2020.¹ Despite rigorous containment measures at the global level, the pandemic caused more than 515.2 million confirmed cases and over 15 million deaths worldwide as of May 6, 2022.^{2,3} Although the mass vaccination drive provided some respite, the rise in the number of global breakthrough infections posed another challenge.⁴⁻⁶

Like other countries, India was also adversely affected by Covid-19. Beginning with a slow pace in the initial phase, the number of cases in India grew steadily, spiraling to 800 000 by mid-July 2020.^{7,8} Like many nations worldwide that made their best efforts to tackle the virus, India faced the pandemic with resilience and fortitude despite its healthcare challenges, as the government employed a myriad of strategies for the prevention and containment of the disease.^{9,10}

AYUSH systems of medicine are an integral part of the healthcare delivery system of the country. The success of homoeopathic medicines in managing past epidemics^{11,12} testify

to their ‘genus epidemicus’ approach, wherein a suitable prophylactic medicine, which is identified to match the characteristic totality, is built after observing several cases of the epidemic.¹³ In the absence of any known conventional treatment or vaccine for Covid-19, the Ministry of Ayush (MoA) issued a public health advisory suggesting a homoeopathic prophylactic in January 2020.¹⁴ *Arsenicum album* 30 C was recommended by experts as the ‘genus epidemicus’ after assessing the clinical presentation of the disease,¹⁵ its affinity for the respiratory system, and its usefulness in previous studies on Influenza-like illnesses (ILI).^{16,17}

Many provincial governments soon adopted the central advisory, which was followed by door-to-door endeavors for mass distribution of *Arsenicum album* 30 C by various government, private, and voluntary organizations, and, especially, homoeopathic medical colleges. As these efforts snowballed, millions of people in multiple states, heterogenous in various aspects, and residing in urban, semi-urban, and rural areas, received the medicine.¹⁸⁻²¹ Subsequently, along with a series of regulatory provisions by the government, many research studies (prophylactic and treatment) were initiated to validate the usefulness of *Arsenicum album* and other homeopathic medicines for Covid-19.²²

Early in the pandemic, the Central Council for Research in Homoeopathy (CCRH) developed a structured format to capture information about the distribution and response of people who consumed *Arsenicum album* 30 C as a prophylactic for Covid-19, which was made available to colleges, private organizations, state government institutes, etc.

The homoeopathic colleges across India that were recording this information shared their data with CCRH, which generated a sizable data pool over months. These mass-level data may reflect the real-time effect of the consumption of the prophylactic and have a possible impact on the healthcare decisions of the public. Thus, the information gathered from this heterogeneous population was subjected to a retrospective data analysis to assess the incidence of Covid-19 in the community.

MATERIAL AND METHODS

Design and Data Source

A retrospective data analysis was carried out based on the data received by CCRH from 50 homoeopathic medical colleges, collected between February and August 2020. These data reflected that a total of 10.6 million people residing in 49 localities across 34 districts in 13 states of India received the homoeopathic prophylactic medicine *Arsenicum album* 30 C through 50 colleges after the release of the central advisory by the MoA. At various points during this period, these 34 districts were labeled ‘red zones’ or hotspots showing high community transmission of Covid-19.¹⁰

Study Population

Data from individuals of all ages, male/female genders, who consumed one dose (adult: four pills comprise one dose; children: two pills comprise one dose) of *Arsenicum album* 30 C,

Figure 1. State-wise Distribution of the Study Population

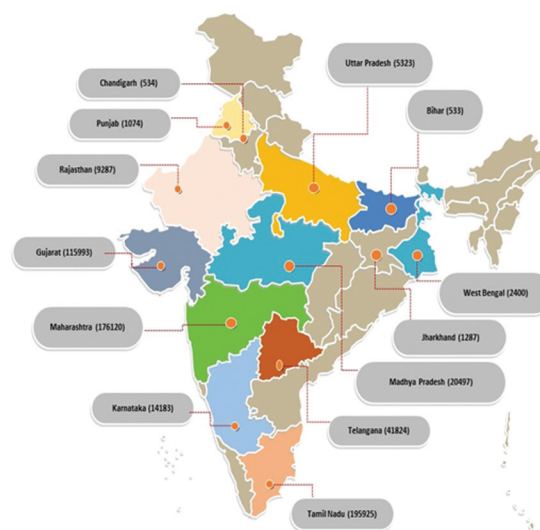



Figure 2: Flow Chart of Study Participants



once daily, for three days, as per the advisory, and could be followed up by the teams at the colleges telephonically/ in-person upon the completion of three weeks after the prophylactic consumption, during February–August 2020, were considered as the study population. Individuals with missing data on age and co-morbidities were removed from the study population before the analysis. The state-wise distribution of the study population is reflected in Figure 1. The flow diagram of the study participants is given in Figure 2.

Data Collection

The teams collecting the data comprised homoeopathic doctors. The teams confirmed the intake of three doses of *Arsenicum album* 30 C three weeks before the in-person/ telephonic interview. The information was recorded from each individual or an adult member (head of the family) after seeking verbal consent.²³ Besides basic demographic information, the data included information about the development of any symptoms related to Covid-19 in the three weeks following prophylactic consumption. If any person reported symptoms related to Covid-19, detailed information about their health status, duration of symptoms, and laboratory testing results for Covid-19 were collected. Data regarding hospitalization were recorded as well.

Outcome Measures

The outcome was the incidence of Covid-19 as per the case definition notified by the National Centre for Disease Control (NCDC), Directorate of Health Services, Ministry of Health & Family Welfare, Government of India.²⁴ The effect of risk factors on the incidence of disease and the clinical presentation of the Covid-19 population along with the duration of suffering were also assessed.

Suspected Case. Acute onset of two or more of the following symptoms: fever with or without chills, myalgia/general weakness/fatigue, cough, headache, sore throat, loss of taste, loss of smell, runny nose, difficulty in breathing, loss of appetite in adults/poor feeding in children, nausea/vomiting, diarrhea, and altered mental status.

Probable Case.

- A. A suspected case who is in contact with a confirmed case or epidemiologically linked to a cluster of confirmed cases.
- B. An asymptomatic person who is a high-risk contact of a confirmed case or epidemiologically linked to a cluster of confirmed cases.
- C. If clinically suspected by a physician.
- D. Death, not explained otherwise, in an individual with respiratory distress preceding death and who was in contact with a probable or confirmed case or epidemiologically linked to a cluster of confirmed cases.

Laboratory-confirmed Case. A person with laboratory confirmation of Covid-19 infection, irrespective of clinical signs and symptoms.

Other Definitions

High-risk groups. Those individuals who were of above 60 years of age or male or presenting with any co-morbidity.

Ethics

Ethical approval for anonymous data analysis and publication was accorded by the Institutional Ethics Committee of CCRH in the 24th meeting of the Ethical Committee held on August 25, 2020, vide 1-3/2019-20/CCRH/Tech/24th EC.

Statistical Methods

Data gathered from the individuals were entered in predesigned spreadsheets and entries were double-checked at the level of the college teams before being shared with CCRH. Incidence rates (IRs) were calculated as person-weeks considering that the numerator was the number of events and the denominator was the sum of the person-time contributed by each study participant during the study period. The incidence of Covid-19 was also assessed in stratified sub-groups based on age, gender, comorbidity, and the periods of lockdown and unlock. A crude incidence rate ratio was calculated for sub-groups based on age, gender, and comorbidity. Continuous data were expressed as mean \pm SD.

Categorical data were expressed in numbers or percentages. A Chi-square test was done to assess the association between categorical data. All the results were expressed with 95% confidence intervals (CIs). Statistical significance was set at $P < .05$ (two-tailed). The analyses were performed using IBM SPSS Statistics for Windows, version 20 (IBM Corp, Armonk, NY, US).

RESULTS

Demography

The analysis included the data of 584,980 people collected over 7 months (February–August 2020) and meeting the defined criteria (Figure 2).

The mean age of the population cohort was 36.88 ± 18.29 years, the lowest being 1 month and the highest being 96 years. The study population comprised 59.07% ($n = 345\,571$) males and 40.92% ($n = 239\,383$) females, of which 7.83% ($n = 45\,833$) reported suffering from single or multiple co-morbidities. Commonly reported co-morbidities included hypertension and diabetes. While 0.59% ($n = 3479$) of participants reported having chronic lung disease, an even more meager percentage reported having diseases like chronic heart disease, chronic kidney disease, etc. Almost half of the population was employed: around 0.17% ($n = 981$) were healthcare/hospital workers while 0.23% ($n = 1370$) were police personnel. The demographic characteristics of the study population are given in Table 1.

Outcomes

Incidence of Covid-19. The study population was observed for 1 754 940 person-weeks. During the study period, 0.41% ($n = 2384$) of the study population had Covid-19. These were composed of 5.24% ($n = 125$) laboratory-confirmed cases and 94.76% ($n = 2259$) suspected/probable cases. The overall IR of Covid-19 in the study population was 13.58 per 10 000-person-weeks (95% CI, 13.04 to 14.14). The incidence of Covid-19 remained near-constant over the study period (12.87 to 14.52 per 10 000-person-weeks) despite community outbreaks all over India, as seen in Figure 3 ($\chi^2 = 1.26$; $P = .974$). Comparable IRs were observed in the study population during the periods of lockdown (April–May 2020; IR = 13.41 per 10 000-person-weeks; 95% CI, 12.73 to 14.1) and unlock (June–August 2020; IR = 13.84 per 10 000-person-weeks; 95% CI, 12.9 to 14.84). Around 1.43% ($n = 14$) of healthcare workers and 0.73% ($n = 10$) of police personnel who were continually exposed to the risk reported Covid-19.

Covid-19 Incidence in High-risk Groups. Sub-group analysis was done by stratifying the study population based on risk factors such as age, gender, and co-morbidities.

Males who consumed *Arsenicum album* 30 C were at a reduced risk of contracting Covid-19 than females (RR = 0.90; $P = .015$). A reduced risk was also observed in the co-morbid population (RR = 0.65; $P = .0001$) and in persons above 60 years of age, who remained protected as compared to their counterparts despite their added risk (RR = 0.79; $P = .001$).

Table 1. Demographic and Epidemiological Characteristics of the Study Population

Variable(s)	Summary Value (n = 584 980)
Month-wise data distribution n (%)	
February	518 (0.09)
March	21 856 (3.74)
April	61 541 (10.52)
May	308 692 (52.77)
June	162 468 (27.77)
July	9645(1.65)
August	20260 (3.46)
Age n (%)	
Overall age (mean ± SD), in years	36.88 ± 18.29
0–10 years	43 546 (7.44)
11–20 years	77 532 (13.25)
21–30 years	114 294 (19.54)
31–40 years	114 087(19.50)
41–50 years	96 166 (16.44)
51–60 years	79 374(13.57)
Above 60 years	59 981 (10.25)
Gender n (%)	
Male	345 571 (59.07)
Female	239 383 (40.92)
Others	26 (0.00)
Occupation n (%)	
Employed/self-employed ^a	285 696 (48.84)
Student	108 917 (18.62)
Household worker/homemaker	43 503 (7.44)
Child	14 082 (2.41)
Retired	10 720 (1.83)
Unemployed	5692 (0.97)
Police personnel	1370 (0.23)
Healthcare workers/hospital staff	981 (0.17)
Media/sSocial activists	170 (0.03)
Not reported	113 849 (19.46)
Co-morbidities n (%)	
Hypertension	27 237 (4.66)
Diabetes mellitus	20 294 (3.47)
Chronic lung disease	3479 (0.59)
Others	3960 (0.68)

^aIncludes professions like shopkeepers/chemists/laborer’s/IT professionals/teachers/farmers/artists/security personnel/trainers/hospitality services/skilled workers or tradesmen (blue collar job)/engineers etc.

Figure 3. Incidence Rate of Covid-19 per 10 000 Person Weeks Over Time (February to August 2020)

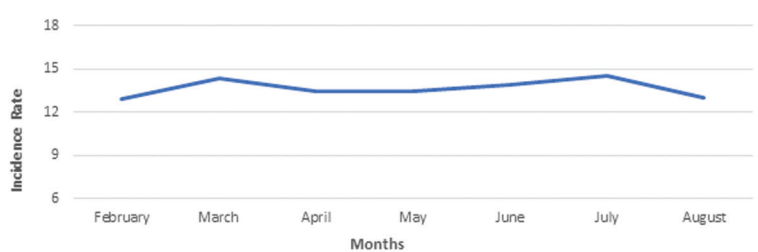
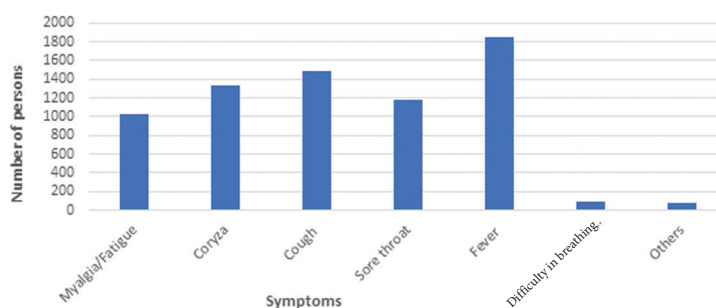


Figure 4. Symptoms Reported in the Covid-19 Population



Note: Others include loss of smell, loss of taste, headache, diarrhea, loss of appetite, and nausea/vomiting.

Table 2. Incidence of COVID-19 in Study Population and Risk Groups

Variables	Events n (%)	Incidence (95% CI)/ 10 000 person weeks	Rate ratio (95% CI)	
			Univariate	P value
Covid-19 population	2384 (0.41)	13.58 (13.04 to 14.14)	–	–
Age				
Below 60 years	2185 (0.42)	13.30 (13.38 to 14.47)	1	Baseline
Above 60 years	199 (0.33)	11.06 (09.58 to 12.71)	0.79 (0.68 to 0.92)	.0016
Gender				
Female	1034 (0.39)	14.40 (13.54 to 15.31)	1	Baseline
Male	1350 (0.43)	13.02 (12.34 to 13.74)	0.90 (0.84 to 0.99)	.015
Co-morbidities				
Non-Co-morbid	2260(0.42)	13.97 (13.40 to 14.56)	1	Baseline
Co-morbid	124 (0.27)	9.02 (07.50 to 10.75)	0.65 (0.53 to 0.76)	<.0001

Abbreviation: CI-confidence interval.

The Chi-square test of association indicated that a significant proportion of persons in the three risk groups, namely those above 60 years of age ($\chi^2 = 9.45$; $P = .002$), males ($\chi^2 = 5.93$; $P = .014$), and those with a co-morbidity ($\chi^2 = 22.99$; $P = .0001$), remained protected against Covid-19. No significant difference in the proportion of persons affected with Covid-19 was seen during the phases of lockdown and unlock ($\chi^2 = 0.54$; $P = .461$). The stratified IR and risk ratio (RR) for Covid-19 are summarized in Table 2.

Clinical Presentation of the Covid-19 Population

Fever was the most frequently reported symptom observed in 77.77% (n = 1854) of the Covid-19 population, followed by cough in 62.37% (n = 1487), coryza in 56.08% (n = 1337), sore throat in 49.37% (n = 1,177), myalgia/fatigue in 43.20% (n = 1 030), difficulty in breathing in 4.03% (n = 96) while only 3.19% (n = 76) population reported other symptoms like loss of smell, loss of taste, headache, diarrhea, nausea/vomiting, and loss of appetite (Figure 4). Fever with

cough was the most reported symptom combination in the Covid-19 population.

Around 35.36% (n = 843) individuals reported the presence of two symptoms and 34.14% (n = 814) reported the presence of three symptoms. Only 0.42% (n = 10) individuals confirmed the presence of six symptoms in combination.

Time Taken for the Resolution of Symptoms

On average, symptom resolution in the Covid-19 population occurred in 3.47 ± 1.07 days: 4.00 ± 2.64 days in confirmed cases and 3.44 ± 0.89 days in suspected/probable cases.

Hospitalization

Around 99.16% (n = 2364) of individuals in the Covid-19 population recovered with self-medication/medical advice and treatment from a doctor under home isolation. Only 0.84% (n = 20) went to a hospital/Covid care center.

Other Cases

There were 0.19% (n = 1085) symptomatic individuals who presented with a single symptom and were not considered as suspected/probable cases of Covid-19 as per the NCDC definition. Myalgia was the most prominent symptom reported by 59.54% (n = 646), followed by coryza in 14.01% (n = 152), and cough in 10.97% (n = 119).

DISCUSSION

This study found that the overall incidence of Covid-19 in the study population was 13.58 per 10 000-person-weeks, which was comparable with the results of a controlled cohort study undertaken by Nayak et al in the containment zones of Delhi.²⁵ The incidence of Covid-19 remained near-constant over the study period, ranging between 12.87 to 14.52 per 10 000-person-weeks despite increased rates of infection/community outbreaks of Covid-19 in the country as the pandemic progressed from February 2020 to August 2020. Although the numbers cannot be compared due to the unavailability of data on suspected/probable cases of Covid-19 in India in the public domain, it can be seen that in contrast to the study population, the country witnessed a steady upward trend in cases during this period, with projections still being under-reported.²⁶⁻²⁸

The study results from this pragmatic setting reflect the potential prophylactic effect of *Arsenicum album* 30 C in a heterogeneous community differing in terms of epidemiological characteristics such as geographical location, climate, culture, socioeconomic status, ethnicity, etc.

Being the second-highest populous country in the world^{10,29} with a huge burden of co-morbidities,^{10,30,31} reported poor health behaviors,³² and around 65%–68% of the rural population with the highest overall burden of disease globally,³³ the burden of the pandemic was complicated further for India. Despite these factors, India has managed the pandemic relatively better than its counterparts, especially in terms of incidence and fatality rates.³⁴⁻³⁷ Though it is difficult to predict the factors responsible for this, the advisory by the government

was followed by the mass-scale distribution of Ayush medicines, especially *Arsenicum album* 30 C. It is noteworthy that in the state of Gujarat alone, 50% of the population consumed *Arsenicum album* 30 C during the first wave.²¹

The intake of *Arsenicum album* 30 C demonstrated a reduced risk of Covid-19 infection in all the risk groups,^{38,39} namely persons above 60 years of age, males, and persons with co-morbidities. Further, a significant association between the decreased incidence of Covid-19 and consumption of *Arsenicum album* 30 C was observed, suggesting the potential of the medicine in reducing the added risk in these individuals.

Unlike the rising caseload seen in India during the unlock phase of the first wave, similar incidence rates of Covid-19 were observed in our study population during the lockdown and unlock phases. Covid-19 infection remained much lower—around 1% among frontline workers (healthcare workers and police personnel) in our study population—when compared with the available prevalence data from India, which ranges between 5%–11%.^{40,41}

Our study reports fever as the most frequently reported symptom in the Covid-19 population and fever with cough as the most prevalent symptom combination. Around 0.19% of the symptomatic cases presenting with a single symptom and not abiding with the NCDC definition were not reported as having Covid-19 in the study. However, a recent review of the predictive value of symptoms of Covid-19 suggests the importance of symptoms such as myalgia, fatigue, and headache as “red flags” and fever and cough as having 50% sensitivity for a diagnosis of Covid-19.^{42,43}

It was also observed that 99% of the Covid-19 population recovered with self-medication/medical advice from a doctor under home isolation while less than 1% went to a hospital/Covid care center. However, these numbers are inconclusive of the actual need for hospitalization due to variations in state policies and the availability of hospital beds as the pandemic progressed. While the clinical outcomes of the disease may be governed by other therapeutic and individual factors, a future study to observe if consumption of *Arsenicum album* 30 C played any possible role in modulating the clinical pathogenesis attributable to Covid-19 can be an interesting incursion.

Being a retrospective data analysis of a population cohort, this study has some limitations. Recall bias⁴⁴ in study participants during telephonic/personal follow-ups may be a limitation; however, such data collection leads to under-reporting rather than over-reporting of events, and, hence, does not overestimate the results of the study. A causal relation between the consumption of medicine and protection against Covid-19 cannot be drawn in the absence of a control group;⁴⁵ however, observational studies are recommended to estimate the protective effect of an intervention.⁴⁶ However, the results of this study are found to be comparable with the findings of a controlled cohort study undertaken in the containment zones of Delhi by Nayak et al²⁵ and a retrospective cohort study undertaken by Daruiche et al in Brazil.⁴⁷

Syndromic surveillance is an accepted method of disease surveillance by central and provincial governments in cases of health emergencies, in a resource-scarce setting, or the emergence of a new disease, like an epidemic.⁴⁸ Due to the dearth of available testing facilities during the early phase of the pandemic in India, symptomatic prevalence of the disease was recorded as per the government-notified definition in the study. It is noteworthy that the increased reporting of symptomatic cases/Covid-like illnesses/influenza-like illnesses is associated with increased reporting of laboratory-confirmed cases of Covid-19.⁴⁹ Moreover, in India, 90 cases were not recorded for each diagnosed Covid-19 case.²⁶ However, the study falls short in estimating the infection rate and asymptomatic burden of the disease.

The study could not conclude anything about the effect of other Ayush prophylactic medicines that may have been consumed by the population due to the absence of such data. However, a study by Nayak et al²⁵ concludes that other Ayush medicines did not have an interaction or modifying effect on the incidence of Covid-19 in the population which consumed *Arsenicum album* 30 C.

Like many known successes with homoeopathic medicines in past epidemics such as the Spanish Flu, cholera, and dengue,^{11,12,50,51} the findings of this study are evocative of the potential of a carefully-selected homoeopathic 'genus epidemicus' in new or lesser-known diseases.

This study provides potential positive evidence of the prophylactic potential of *Arsenicum album* 30 C, based on the findings of a controlled prophylactic field study²⁵ and, thus, suggests that it can be explored as a viable alternative or a concomitant measure in case of difficulties in developing and disseminating vaccines, pathogenic mutations, or even the rising incidence of breakthrough infections.

CONCLUSION

The study concludes that *Arsenicum album* 30C has a potential prophylactic effect against Covid-19. Further controlled studies are recommended to establish a causal relation.

ACKNOWLEDGMENTS

The authors express their gratitude towards Dr Unnikrishnan Payyappalli (Centre for Local Health Traditions & Policy, University of Transdisciplinary Health Sciences and Technology, Bengaluru, India), Dr Padam Singh (Former Additional DG, Indian Council for Medical Research and Director, National Institute of Medical Statistics, New Delhi, India), and our mentors assigned by the AYUSH R&D Task Force, Ministry of Ayush, for their critical review and guided inputs to revise and reform the manuscript before submission. The authors also thank Dr Mohua Datta (Senior Research Fellow (H), CCRH headquarters) for assisting in data cleaning and compilation.

CONFLICT OF INTEREST STATEMENT

The authors have no conflicts of interest to declare.

FUNDING SOURCES

Funding to conduct the retrospective analysis was provided by CCRH, New Delhi, Government of India.

AUTHOR CONTRIBUTIONS

AC: Conception of the work and writing of the manuscript, data curation & analysis, and contribution to all facets of the work. DN: Conceptualization and guidance for revision of the manuscript, data analysis, and interpretation. SP: Data curation and analysis, review of the literature. RR: Data analysis and interpretation. AK: Guidance for the conduction and conception of the retrospective data analysis and interpretation and revisions in the manuscript. Covid 19 study group: Distribution of medicines and data acquisition. All authors approved the final manuscript.

REFERENCES

1. World Health Organization. Statement on the second meeting of the International Health Regulations (2005) Emergency Committee regarding the outbreak of novel coronavirus (2019-nCoV). January 30, 2020. Accessed on October 19, 2020. [https://www.who.int/news/item/30-01-2020-statement-on-the-second-meeting-of-the-international-health-regulations-\(2005\)-emergency-committee-regarding-the-outbreak-of-novel-coronavirus-\(2019-ncov\)](https://www.who.int/news/item/30-01-2020-statement-on-the-second-meeting-of-the-international-health-regulations-(2005)-emergency-committee-regarding-the-outbreak-of-novel-coronavirus-(2019-ncov))
2. World Health Organization. 14.9 million excess deaths associated with the COVID-19 pandemic in 2020 and 2021. May 5, 2022. Accessed on May 6, 2022. <https://www.who.int/news/item/05-05-2022-14.9-million-excess-deaths-were-associated-with-the-covid-19-pandemic-in-2020-and-2021>
3. Worldometer. COVID-19 Coronavirus Pandemic. Updated on July 24, 2022. Accessed on May 5, 2022. <https://www.worldometers.info/coronavirus/>
4. Basu M. Nearly half of new Covid cases over past week in Kerala are those fully vaccinated. *The Print*. November 7, 2021. Accessed on May 5, 2022. <https://theprint.in/health/nearly-half-of-new-covid-cases-over-past-week-in-kerala-are-those-fully-vaccinated/762382/>
5. Thakur P. West seeing surge despite higher fully vaccinated population. *The Times of India*. November 29, 2021. Accessed on May 5, 2022. <https://timesofindia.indiatimes.com/world/rest-of-world/west-seeing-surge-despite-higher-fully-vaccinated-population/articleshow/87969588.cms>
6. Taylor L. Why scientists worldwide are watching UK COVID infections. *Nature*. 2021;599(7884):189-190. doi:10.1038/d41586-021-03003-6
7. Ghosh A, Nundy S, Mallick TK. How India is dealing with COVID-19 pandemic. *Sens Int*. 2020;1:100021. doi:10.1016/j.sintl.2020.100021
8. TNN. India's Covid cases world's 2nd highest. *The Times of India*. September 6, 2020. Accessed on October 19, 2020. <https://timesofindia.indiatimes.com/india/indias-covid-cases-worlds-2nd-highest/articleshow/77956328.cms>
9. PTI. India has faced Covid crisis with resilience and fortitude: Sitharaman. *Economic Times*. October 15, 2021. Accessed on May 5, 2022. <https://economictimes.indiatimes.com/news/india/india-has-faced-covid-crisis-with-resilience-and-fortitude-sitharaman/articleshow/87037163.cms?from=mdr>
10. Venkata-Subramani M, Roman J. The Coronavirus Response in India - World's Largest Lockdown. *Am J Med Sci*. 2020;360(6):742-748. doi:10.1016/j.amjms.2020.08.002
11. Chaudhary A, Khurana A. A review on the role of Homoeopathy in epidemics with some reflections on COVID-19 (SARS-CoV-2). *Indian J Res Homoeopathy*. 2020;14(2):100-109. doi:10.4103/ijrh.ijrh_34_20
12. Jacobs J. Homeopathic prevention and management of epidemic diseases. *Homeopathy*. 2018;107(3):157-160. doi:10.1055/s-0038-1649487
13. Arya MP. *A Study of Hahnemann's Organon of Medicine*. 6th ed. Boericke W, trans. B Jain Publishers; 1991.
14. Ministry of AYUSH. Advisory for Corona virus. January 29, 2020. Accessed on October 29, 2020. <https://pib.gov.in/PressReleasePage.aspx?PRID=1600895>
15. Huang C, Wang Y, Li X, et al. Clinical features of patients infected with 2019 novel coronavirus in Wuhan, China. *Lancet*. 2020;395(10223):497-506. doi:10.1016/S0140-6736(20)30183-5
16. Mathie RT, Baitson ES, Frye J, Nayak C, Manchanda RK, Fisher P. Homeopathic treatment of patients with influenza-like illness during the 2009 A/H1N1 influenza pandemic in India. *Homeopathy*. 2013;102(3):187-192. doi:10.1016/j.homp.2013.04.001
17. Chakraborty PS, Lamba CD, Nayak D, et al. Effect of individualized homoeopathic treatment in influenza like illness: A multicenter, single blind, randomized, placebo-controlled study. *Indian J R Homoeopathy*. 2013;7(1):22-30. doi:10.4103/0974-7168.114268
18. Varma A. COVID-19: Kerala Govt Distributes Homeopathy Medicines to 45 Lakh People to Boost Immunity. *Republic World*. April 29, 2020. Accessed on October 29, 2020. <https://www.republicworld.com/india-news/general-news/covid-19-kerala-govt-distributes-homeopathy-medicines-to-45-lakh-peop.html>
19. Delhi TNN. Free homoeopathic medicine distributed in Covid-19 containment zones. *The Times of India*. June 26, 2020. Accessed on November 2, 2020. <https://timesofindia.indiatimes.com/videos/city/delhi/delhi-free-homoeopathic-medicine-distributed-in-covid-19-containment-zones/76651355.cms>
20. News AIR. Maharashtra: Areas in Mumbai, Pune being administered immunity booster medicine Arsenicum album 30. *All India Radio News*. May 16, 2020. Accessed on October 19, 2020. <https://newsonair.gov.in/News?title=Maharashtra%3A-Areas-in-Mumbai%2C-Pune-being-administered-immunity-booster-medicine-arsenicum-album-30&id=388803>

21. PTI. Homeopathic drug given to half of Gujarat population since March. *Economic Times*. August 24, 2020. Accessed on October 19, 2020. <https://health.economictimes.indiatimes.com/news/pharma/homeopathic-drug-given-to-half-of-gujarat-population-since-march/77718653>
22. Varanasi R, Nayak D, Khurana A. Clinical Repurposing of Medicines is Intrinsic to Homeopathy: research Initiatives on COVID-19 in India. *Homeopathy*. 2021;110(3):198-205. doi:10.1055/s-0041-1725988
23. Roli Mathur, ed. *National Ethical Guidelines for Biomedical and Health Research Involving Human Participants*. Indian Council of Medical Research; 2017.
24. National Centre for Disease Control. India. Revised Case Definition for Covid-19. November 11, 2020. Accessed on November 27, 2020. <https://www.ncdc.gov.in/WriteReadData/l892s/53461816061605246727.pdf>
25. Nayak D, Nahar K, Bhalerao R, et al. Effectiveness of Arsenicum album 30C in Prevention of COVID-19 in Individuals Residing in Containment Zones of Delhi-A Prospective, Community-based, Parallel Cohort Study. [published online ahead of print, June 29, 2022]. *Homeopathy*. 2022. doi:10.1055/s-0042-1745755
26. Sharma M. One Covid-19 case led to 90 more infections: Govt analysis. *India Today*. December 17, 2020. Accessed on May 5, 2022. <https://www.indiatoday.in/coronavirus-outbreak/story/for-every-detected-covid-case-india-missed-90-infections-study-1750285-2020-12-17>
27. Purkayastha S, Kundu R, Bhaduri R, et al. Estimating the wave 1 and wave 2 infection fatality rates from SARS-CoV-2 in India. *BMC Res Notes*. 2021;14(1):262. doi:10.1186/s13104-021-05652-2
28. Laxminarayan R, Jameel S, Sarkar S. India's Battle against COVID-19: progress and Challenges. *Am J Trop Med Hyg*. 2020;103(4):1343-1347. doi:10.4269/ajtmh.20-0992
29. Trading Economics. Brazil - Population Density (people Per Sq. Km). Accessed on March 26, 2021. <https://tradingeconomics.com/brazil/population-density-people-per-sq-km-wb-data.html>
30. Tandon N, Anjana RM, Mohan V, et al; India State-Level Disease Burden Initiative Diabetes Collaborators. The increasing burden of diabetes and variations among the states of India: the Global Burden of Disease Study 1990-2016. *Lancet Glob Health*. 2018;6(12):e1352-e1362. doi:10.1016/S2214-109X(18)30387-5
31. Ramakrishnan S, Zachariah G, Gupta K, et al; CSI-Great India BP Campaign Investigators. Prevalence of hypertension among Indian adults: results from the great India blood pressure survey. *Indian Heart J*. 2019;71(4):309-313. doi:10.1016/j.ihj.2019.09.012
32. Sunitha S, Gururaj G. Health behaviours & problems among young people in India: cause for concern & call for action. *Indian J Med Res*. 2014;140(2):185-208.
33. Kumar A, Rajasekharan Nayar K, Koya SF. COVID-19: challenges and its consequences for rural health care in India. *Public Health Pract (Oxf)*. 2020;1:100009. doi:10.1016/j.puhp.2020.100009
34. Deb S. The curious case of India's success in taming COVID-19. *Mint*. February 7, 2021. Accessed on March 20, 2021. <https://www.livemint.com/opinion/columns/the-curious-case-of-india-s-success-in-taming-covid19-11612711676750.html>
35. Singh N. India has managed Covid-19 well despite large population...we have 15 deaths per million, says Centre. *Times Now*. July 9, 2020. Accessed on October 29, 2020. <https://www.timesnownews.com/india/article/we-have-15-deaths-per-million-india-has-managed-covid-19-well-despite-large-population-says-centre/618961>
36. AFP. The mystery of India's low coronavirus death rate. *The Times of India*. October 13, 2020. Accessed on October 29, 2020. <https://timesofindia.indiatimes.com/india/the-mystery-of-indias-low-coronavirus-death-rate/articleshow/78599745.cms>
37. Prasad R. Several factors could be behind the low case fatality rate in India. *The Hindu*. July 20, 2020. Accessed October 29, 2020. <https://www.thehindu.com/sci-tech/health/coronavirus-several-factors-could-be-behind-the-low-case-fatality-rate-in-india/article32142605.ece>
38. Davies NG, Klepac P, Liu Y, Prem K, Jit M, Eggo RM; CMMID COVID-19 working group. Age-dependent effects in the transmission and control of COVID-19 epidemics. *Nat Med*. 2020;26(8):1205-1211. doi:10.1038/s41591-020-0962-9
39. Zhou Y, Yang Q, Chi J, et al. Comorbidities and the risk of severe or fatal outcomes associated with coronavirus disease 2019: A systematic review and meta-analysis. *Int J Infect Dis*. 2020;99:47-56. doi:10.1016/j.ijid.2020.07.029
40. Mahajan NN, Mathe A, Patokar GA, et al. Prevalence and Clinical Presentation of COVID-19 among Healthcare Workers at a Dedicated Hospital in India. *J Assoc Physicians India*. 2020;68(12):16-21.
41. Vargese SS, Dev SS, Soman A S, Kurian N, Varghese V A, Mathew E. Exposure risk and COVID-19 infection among frontline health-care workers: A single tertiary care centre experience. *Clin Epidemiol Glob Health*. 2022;13:100933. doi:10.1016/j.cegh.2021.100933
42. Struyf T, Deeks JJ, Dinnes J, et al; Cochrane COVID-19 Diagnostic Test Accuracy Group. Signs and symptoms to determine if a patient presenting in primary care or hospital outpatient settings has COVID-19 disease. *Cochrane Database Syst Rev*. 2020;7(7):CD013665. doi:10.1002/14651858.CD013665
43. Dixon BE, Wools-Kaloustian K, Fadel WF, et al. Symptoms and symptom clusters associated with SARS-CoV-2 infection in community-based populations: Results from a statewide epidemiological study. Preprint. *medRxiv*. 2020;2020.10.11.20210922. doi:10.1101/2020.10.11.20210922.
44. Jager KJ, Tripepi G, Chesnaye NC, Dekker FW, Zoccali C, Stel VS. Where to look for the most frequent biases? *Nephrology (Carlton)*. 2020;25(6):435-441. doi:10.1111/nep.13706
45. Ruble RA. Control Groups. In: Allen M, ed. *The SAGE Encyclopedia of Communication Research Methods*. SAGE Publications; 2001:253-254. doi:10.4135/9781483381411.n94
46. Meirik O. Training Course in Research Methodology and Research Protocol Development 2021, Reproductive Health: Cohort and Case-Control Studies. Geneva Foundation for Medical Education and Research. Updated on June 9, 2021. https://www.gfmer.ch/Books/Reproductive_health/Cohort_and_case_control_studies.htm
47. Daruiche PSJ, Canoas WS, Figueira KAG, Peres GB. Homeopathy for COVID-19 Prevention: Report of an Intervention at a Brazilian Service Sector Company. *Homeopathy*. 2022;111(2):105-112. doi:10.1055/s-0041-1733972
48. Gilbert R, Cliffe SJ. Public Health Surveillance. In: Regmi K, Gee I, eds. *Public Health Intelligence*. Springer; 2016:91-110, doi:10.1007/978-3-319-28326-5_5.
49. Silverman JD, Hupert N, Washburne AD. Using influenza surveillance networks to estimate state-specific prevalence of SARS-CoV-2 in the United States. *Sci Transl Med*. 2020;12(554):eabc1126. doi:10.1126/scitranslmed.abc1126
50. Teixeira MT. Homeopathy: A preventive approach to medicine? *Int J High Dilution Res*. 2009;8(29):155-172. doi:10.51910/ijhdr.v8i29.360
51. Marino R. Flu pandemics: homeopathic prophylaxis and definition of the epidemic genius. *Int J High Dilution Res*. 2009;8(28):100-109. doi:10.51910/ijhdr.v8i28.354

Table S1. Covid-19 Study group (Names of Homoeopathic medical colleges and contributors given in alphabetical order)

<i>Aarogya Homoeopathic Medical College & Hospital, Rajasthan</i> Pramod Pal, Puneet R Shah, Vimal Kumar Kanwat	<i>R.B.T.S. Govt. Homoeopathic Medical College, Bihar</i> A.K. Gupta, Sujeet Kumar
<i>Aaryaveer Homoeopathic Medical College, Gujarat</i> Gunja Akbari, Priyanka Soni, Sonia Saini	<i>Ramkrishna college of homoeopathy and medical sciences, Madhya Pradesh</i> Anoop J Katyayan, RK Sharma, Surendra Singh Jat
<i>Ahmedabad Homoeopathic Medical College, Gujarat</i> Gaurav Bhatt, Heena Rawal, Nidhi Dave, Vani Nanavati, Vinod Patel	<i>Rani Dullaiya Smriti Homoeopathy College & Hospital, Madhya Pradesh</i> Mukesh Shrivastava, Sanjay Patkar
<i>Bakson Homoeopathic Medical College, Uttar Pradesh</i> Ajay Kumar Bhati, Alok Kumar, Amit Kumar, Sunil Chand, Vishal Singh Chauhan	<i>S.B. Shirkoli Homoeopathic Medical College, Karnataka</i> Girish Kulkarni, Kankanwadi
<i>BVV Sangha's Homoeopathic Medical College and Hospital, Karnataka</i> Amaresh S Balaganur, Arun V Hooli, Rudresh V Koppal	<i>S.V.S. Medical College of Homoeopathy and Research Institute, Tamil Nadu</i> Baskaran, Kavitha, Rajakumari, Sachidhanandam, Sibiraj, Sridharan, Suki Varma, Suvathi Varma, Vasuki Subramanian
<i>Dhondumama Sathe Homoeopathic Medical College, Maharashtra</i> Devyani D Deshmukh, Maneesha Solanki, Sayli Kelkar	<i>Sarada Krishna Homoeopathic Medical College, Tamil Nadu</i> T Ajayan, Archana Nair SP, Arun R Nair, Asta Eshwaran, A Bino, CK Mohan, Gokul Krishna, NV Sugathan, Nithin RM, V Sathish Kumar, Siju V, Sonnymon R, Suman Sankar, Winston Vargheese
<i>Dr. D. Y. Patil Homoeopathic Medical College & Research Centre, Maharashtra</i> DB Sharma, Manish Arya, Parth Aphale	<i>Sharadchandraji Pawar Homoeopathic Medical College, Maharashtra</i> Fargade Arun Vitthalrao, Harishchandre Bapusaheb Balasaheb
<i>Father Muller's Homoeopathic Medical College & Hospital, Karnataka</i> Deeraj Fernandes, Kashyap Suvarna, Sajjan KR, Sebastian PA, Sooraj KV	<i>Shree Chotalal Nagindas Kothari Homoeopathic Medical College and Research Centre, Gujarat</i> Ajaybhai K Desai, Bhumi Mumbaikar, Dixita D Bhatt, Heema D Pandya, Jayantilal J Jain, Jyoti R Rao, Mahavir B Ghiya, Swapnil Khengar
<i>Foster Homoeopathic Medical College, Maharashtra</i> Anupama Pathrikar, Leena Gunjal, Mayur Sonawane, Sanjay Padole, Suryakant Gite	<i>Shree H. N. Shukla Homoeopathic Medical College & Hospital, Gujarat</i> Abhijit Chaterjee, Kalpit Sanghavi, Purvi Andani
<i>G. D. Memorial Homoeopathic Medical College, Bihar</i> BM Ojha, UK Verma	<i>Shree Mahalaxmiji Mahila Homoeopathic Medical College & Hospital, Gujarat</i> Anshika Ajit Patil, Himanshu Praful Chandra Thakkar, Hujefa Ibrahim Kosiya, Kajal Gaurang Kumar Patel, Keval Rajeshbhai Soni, Krusha Rahul Panjwani, Pallavi Jayesh Jadav, Shloka Sanket Bhatt
<i>Government Homoeopathic Medical College and Hospital, Madhya Pradesh</i> Ankit Shrivastava, Anju Gupta, Juhi Gupta, PN Pal Chowdhury, Praveen Jaiswal, Ritu Mishra, SK Mishra, Sanjay Gupta, Sarita Rahi, Sunita Tomar	<i>Shree Shamalaji Homoeopathic Medical College, Gujarat</i> Anwar Husein I Kachba, Keyoor V Soni
<i>Government Homoeopathic Medical College and Hospital, Karnataka</i> Aftab Wasim, Saraswathi, V Guruprasad	<i>Shri B. G. Garaiya Homoeopathic Medical College and Hospital, Gujarat</i> Ashish Narsana, Ishita Siddhpura, Komal Chhag
<i>Homoeopathic Medical College & Hospital, Chandigarh</i> Priya Sareen, Tina Anand	<i>Smt. A. J. Savla Homoeopathic Medical College, Gujarat</i> Pinakin N Trivedi, Rajesh R Patel, Yashavant P Patel
<i>Jawaharlal Nehru Homoeopathic Medical College, Gujarat</i> Poorav Desai, Shalini Bali, Zankhana Desai	<i>SNJB's Smt. Kanchanbai Babulalji Abad Homoeopathic Medical College, Maharashtra</i> Ajay O Dahad, PT Kabade, SR Jangada
<i>Jay Jalaram Homoeopathic Medical College, Gujarat</i> Pravin M Patel, Vijay H Patel	<i>Sri Gurunanak Dev Homoeopathic Medical College, Punjab</i> Amisha Singh, Harinder Singh, Mamata Goyal, Rachna Singh
<i>JIMS Homoeopathic Medical College and Hospital, Telangana</i> Dharani, G Sridevi, NC Dhole, Pravas Kumar Pal, SM Sudhamathi, Sannyasi Naidu, Vamshikrishna Reddy, Viraj	<i>Swami Vivekanand Homoeopathic Medical College, Gujarat</i> Apoorva D Patel, Bhaumik Hirani, Dipali Shah, Forum Patel, Girish S Patel, Hardik Sonpal, Priti D Muni, Shivani Jayswal
<i>Kharagpur Homoeopathic Medical College and Hospital, West Bengal</i> CR Jana, NK Kisku, Sadhan Kumar Maity	<i>Swasthya Kalyan Homoeopathic Medical College, Rajasthan</i> Arvind Kumar Sharma, Arvind Sharma, Vinod Kumar Mev, Yogeshwari Gupta
<i>KLE's Homoeopathic Medical College, Karnataka</i> Mukund A Udachankar, Nilesh Choudhari, Rahul Pawar	<i>The Calcutta Homoeopathic Medical College, West Bengal</i> Rajat Chattopadhyay, Sangita Saha, Tanaya Chanda
<i>Lal Bahadur Shastri (L.B.S.) Homoeopathic Medical College, Madhya Pradesh</i> BR Gupta, Binay Sahu	<i>The Homoeopathic Medical College and Hospital of Mihijam, Jharkhand</i> Baidya Nath Sahay Ranjan, Nand Kumar Yadav, Tapas Kumar Sarkar
<i>Late Mrs. Housabai Homoeopathic Medical College & Hospital, Maharashtra</i> Arun T Chougule, Kavijit Patil, Payal Khamkar, Sagar M Mane, Shubhangi S Magdum, Snehal Kinikar, Sukumar J Magdum	<i>Vasundhara Raje Homoeopathic Medical College and Hospital, Madhya Pradesh</i> Arvesh Bansal, Varsha Narwariya, Yudhishtir Bhardwaj
<i>Laxmiben Homoeopathy Institute & Research Centre, Gujarat</i> Bhoomika T Patel, Mansij Kumar Pathik, Sunil Tiwari	<i>Vinayaka Mission's Homoeopathic Medical College, Tamil Nadu</i> A Nagarajan, A Saravanan
<i>Madhav Homoeopathic Medical College & Hospital, Rajasthan</i> Bhawana Kumari, Renu Bansiwala, Sunil Singh	<i>White Memorial Homoeopathic Medical College, Tamil Nadu</i> Emmanuel Sharon, Leelabai Rajendran, Moniha, Prabhin Rakesh, R Richard Franklin
<i>Malini Kishore Sanghvi Homoeopathic Medical College, Gujarat</i> Ami Majmundar, Dilip Nandha, Hitesh Purohit, Hema Parikh, Mihir Parikh	
<i>Motiwala Homoeopathic Medical College and Hospital, Maharashtra</i> Akshay Walunj, Azhar Sayyed, Faraz F Motiwala, Farooq F Motiwala, Liyakat Namole, Mohd Mustafa Mohammad Yaqoob Ansari, Nayan Deshpande, Prashant Ambhore, Rajendra Motiwala, Sudarshan Gamladu, Swanand Shukla. Tapas Kumar Kundu, Ujjwala Arote, Vaishali Zodgekar, Waseem Shaikh, Yaqoob Ansari	
<i>Narayan Shree Homoeopathic Medical College & Hospital, Madhya Pradesh</i> Chitrekha Saxena, Priti Arya, RS Agrawal, Shivani Katare, Shoeba Perveen	
<i>P.D. Jain Homoeopathic Medical College, Maharashtra</i> Sandeep D Patil, Siddharth P Paithane, Vijay V Dabhade	
<i>Parul Institute of Homoeopathy and Research, Gujarat</i> Bibhu Prasad Panda, Chinmayi Acharya, Komal Patel, Lipika Chakraborty, Prashant Takane	
<i>Pourv iShikshan Prasarak Mandal's Mahila Homoeopathic Medical College, Maharashtra</i> Reshma Kishor Solaskar, Sonali Sameer Sathe	